






Load Posting Limits, (lbs)

Street Name	District	Boring Range	Class 5	Class 6	Class 7	Class 8	Class 9	Notes	Axle Configurations/Vehicle Classifications
Grandstaff Rd	1	B106-B108	20000	25000	35000	30000	40000		
44th St (D1)	1	B81-B85	16000	20000	24000	22000	28000	Need to reconstruct to increase weight limits	Class 5 
9th St	1	B109-B142	20000	25000	35000	30000	40000	Overlay sections fom B-136 to B-142 to increase weight limits	
Oakgrove Rd	1	B143-B157	20000	25000	35000	30000	40000	Overlay sections B-13 to B-148 and <b>pave</b> B-152 to B157 to increase weight limits	
Prarie Rd	1	B51-B65	16000	20000	25000	23000	30000	Overlay sections from B-51 to B-64 & Pave B-64 to B-65 to increase weight limits	Class 6 
Lawson Rd	1	B66-B80	16000	20000	25000	23000	30000	Overlay sections from B-66 to B-80 to increase weight limits	
N. Kings Highway	1	B-86 to B-95	14000	18000	22000	20000	28000	Overlay sections from B-86 to B-95 to increase weight limits	
S.Kings Highway	1	B96-B105	16000	25000	30000	28000	35000	Overlay sections from B-96 to B-105 to increase weight limits	
Lone Chimney Rd	1	B161-B191	20000	35000	45000	40000	60000		Class 7 
Yost Rd (D1)	1	B192-B216	20000	35000	45000	40000	62000		
Eseco Rd	1	B267-B276	20000	35000	45000	40000	60000		
Schlegel Rd	1	B277-B293	20000	30000	40000	35000	50000		Class 8 
N Euchee Valley Rd	1	B294-B313	20000	30000	40000	35000	50000		
Norfolk Rd	1	B364-B417	20000	35000	45000	40000	60000	Overlay sections from B-364 to B-368 & from B-412 to B-417 to increase weight limits	
68th St (D1)	1	B419-B468	20000	35000	45000	40000	60000	Overlay sections from B-429 to B-434 to increase weight limits	
Fairgrounds Rd	1	B529-B553	20000	30000	40000	35000	50000	Overlay sections from B-536 to B-539 & B-540 to B-542 to increase weight limits	Class 9 
56th St	1	B554-B558	20000	30000	40000	32000	50000		
44th St	1	B559-B563	20000	30000	40000	32000	50000		
19th St	1	B564-B568	18000	28000	36000	30000	40000	Overlay sections from B-564 to %68 to increase weight limits	
Union Rd	1	B569-B578	16000	20000	25000	23000	32000	Overlay sectons from B-569 to B-578 to increase weight limits	
W 9th ST	1	B579-B610	20000	35000	45000	40000	60000	Overlay sections from B-579 to B-588 to increase weight limits	
Eseco Rd	1	B611-B620	20000	22000	25000	24000	32000	Overlay sections from B-611 to B-620 to increase weight limits	
S Little Ave.	1	B621-B625	20000	22000	25000	24000	32000	Overlay section from B-624 to B-625 to increase weight limits	
S Linwood Ave.	1	B626-B633	20000	30000	40000	35000	50000	Overlay sections from B-630 to B-633 to increase weight limits	